

## **The Price Indices for July 2023**

### **Consumer Price Index (CPI)**

The CPI in July 2023 increased 0.10% from the preceding month, mainly because the index for vegetables rose 5.27% due to Typhoon Doksuri; index for fuels and lubricants rose 1.94% as the oil prices went up; index for medical care services rose 1.90% as new rules for outpatient prescription drugs and emergency care copayments under the NHI(National Health Insurance) program had been implemented on July 1. Moreover, the index for entertainment expenses rose 0.46% as overseas package holidays fees increased due to summer vacation. However, the indices for fruits and eggs fell 6.28% and 3.98%, offsetting part of the increase. The general CPI excluding fruits, vegetables and energy (core CPI) increased 0.11%.

The CPI in July 2023, compared with the same month of 2022, increased 1.88%, mainly because the index for services for entertainment rose 9.06% due to the increase in demand. Moreover, the indices for services for nursery and nursing care, meats, food away from home, medical care services as well as residential rent also rose 6.50%, 5.42%, 4.45%, 2.83% and 1.99%, respectively. However, the indices for fruits, vegetables as well as fuels and lubricants fell 22.08%, 1.88% and 1.10%, offsetting part of the increase. The core CPI increased 2.73%.

For the first seven months of 2023, the CPI increased 2.26% over the same period of previous year. The indices for commodity and service moved up 1.61% and 2.88%, respectively. The core CPI increased 2.66%.

### **Producer Price Index (PPI)**

The PPI in July 2023 rose 0.46% from the preceding month.

The PPI in July 2023, compared with the same month of 2022, decreased 3.19%, mainly because the indices for petroleum and coal products, basic metals, as well as fabricated metal products fell 18.16%, 9.42% and 8.42%, respectively. Moreover, the index for chemical material, other chemical

products and pharmaceuticals fell 15.07%. However, the indices for electricity supply rose 13.31%, and the NTD depreciated 4.26% against the USD, offsetting part of the decrease.

For the first seven months of 2023, the PPI decreased 0.78% over the same period of previous year.

**Import Price Index (IPI) on USD basis**

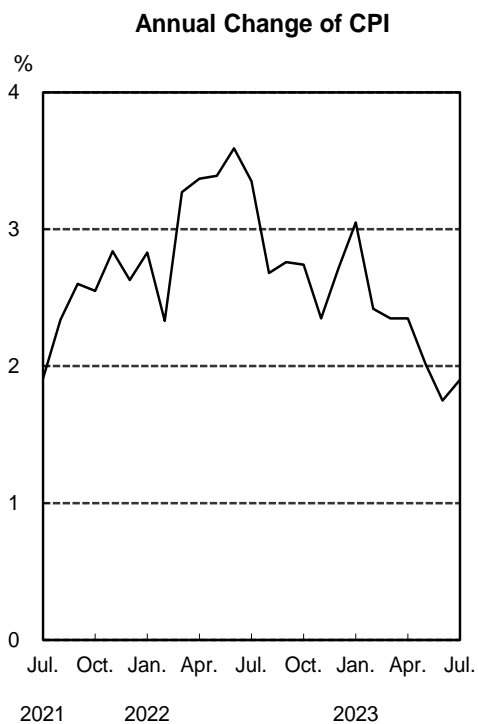
The IPI in July 2023 rose 0.01% from the preceding month, and decreased 11.20% compared with the same month of 2022.

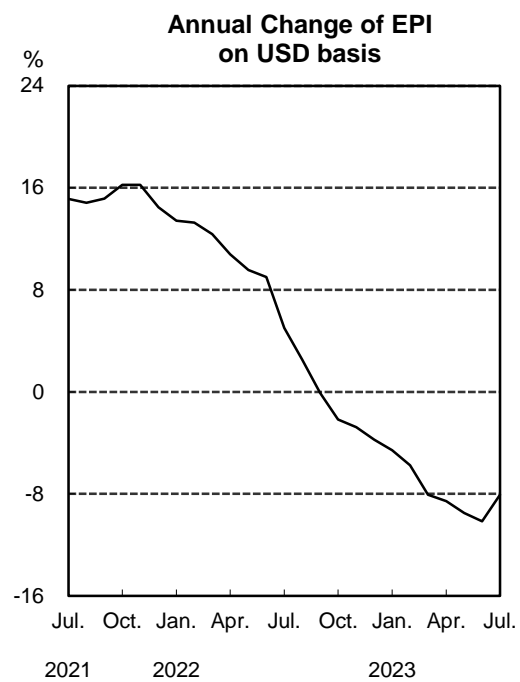
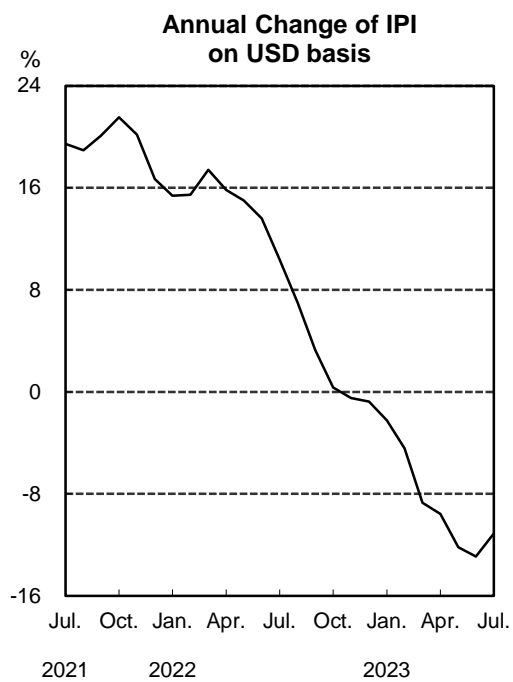
For the first seven months of 2023, the IPI decreased 8.83% over the same period of previous year.

**Export Price Index (EPI) on USD basis**

The EPI in July 2023 fell 0.34% from the preceding month, and decreased 8.08% compared with the same month of 2022.

For the first seven months of 2023, the EPI decreased 7.84% over the same period of previous year.





### Statistical Tables

Table 1 The Changes of Consumer Price Indices

Table 2 The Changes of Producer Price Indices

Table 3 The Changes of Import Price Indices

Table 4 The Changes of Export Price Indices

### For Further Information:

Statistics Database: <https://eng.stat.gov.tw/>

DGBAS news releases on the Internet: <https://eng.dgbas.gov.tw/>

Tel: +886-2-23803449; Fax: +886-2-23803465

**Next release – September 6, 2023, for  
The Price Indices for August 2023**